

stine.uni-hamburg.de

A Web address

UHH **Universität Hamburg**
DER FORSCHUNG | DER LEHRE | DER BILDUNG

STiNE
Das Studien-Infonetz

UHH > STiNE - Das Studieninfonetz Mobile Version Communication

Startpage Application Course catalogue FAQ Service Contact

B Log in Log in Forgot password Deutsch

OpenOlat eLearning Surfmail Webmail Exchange

Welcome to the study information network STiNE!

News

Update on Wednesday, 23rd November 2022

published 23rd November 2022

STiNE is now available again.

[read more]

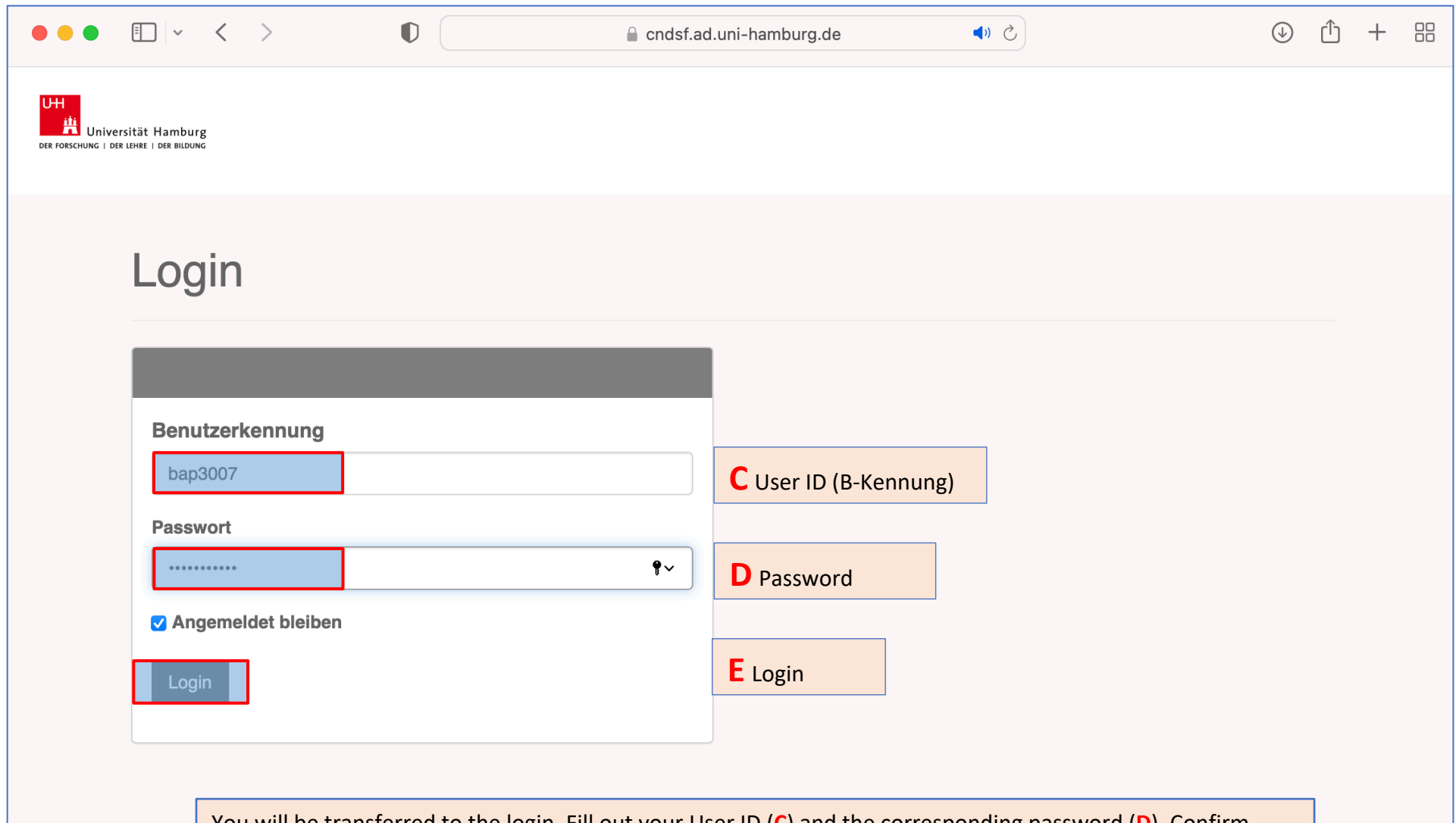
Next registration period

Early registration period

Mon, 2nd January 2023, 9 am to Thu, 12th January 2023 , 1 pm

Please always check important notes and deviating registration periods [here](#).

Visit www.stine.uni-hamburg.de (A). Click on 'Log in' (B).



U+H Universität Hamburg
DER FORSCHUNG | DER LEHRE | DER BILDUNG

Login

Benutzerkennung
bap3007 **C** User ID (B-Kennung)

Passwort
..... **D** Passwort

Angemeldet bleiben

Login **E** Login

You will be transferred to the login. Fill out your User ID (C) and the corresponding password (D). Confirm your data by pressing the button 'Login' (E).

The image consists of three vertically stacked screenshots of the STiNE web interface, illustrating a navigation sequence:

- Screenshot 1 (A):** The 'Teaching' menu item in the top navigation bar is highlighted with a red box. A callout box labeled 'A Teaching' points to it. The main content area displays a welcome message and 'Activities for: 28.12.2022' with a 'Schedule' button.
- Screenshot 2 (B):** The 'Courses' menu item in the left sidebar is highlighted with a red box. A callout box labeled 'B Courses' points to it. The main content area shows the same welcome message.
- Screenshot 3 (C):** The 'Courses' menu item is selected. A 'Semester selection' form is visible, with a dropdown menu set to 'WiSe 22/23' and a 'Refresh' button highlighted by a red box. A callout box labeled 'C Semester selection' points to this form.

Click on 'Teaching' (A). After that, click on 'Courses' (B). Select the relevant semester, e.g. WiSe 22/23 (C).

A Course

B scroll down

C Appointments

D scroll up

E Course description

Name: GW-Studienbüro Philosophie TESTDOZENT on: 28.12.2022 on: 10:23

Courses of GW-Studienbüro Philosophie TESTDOZENT

Semester selection

Choose a semester

Semester: WiSe 22/23 Refresh

Name	Time period	Credits	Location
Why Be Moral? (P)	Mon, 17. Oct. 2022 - Mon, 30. Jan. 2023	3,0	Hamburg

Appointments

Date	From	To	Room	Instructors
1 Mon, 17. Oct. 2022	14:15	15:45	Ü35 - 03097	GW-Studienbüro Philosophie TESTDOZENT
2 Mon, 24. Oct. 2022	14:15	15:45	Ü35 - 03097	GW-Studienbüro Philosophie TESTDOZENT
3 Mon, 7. Nov. 2022	14:15	15:45	Ü35 - 03097	GW-Studienbüro Philosophie TESTDOZENT
4 Mon, 14. Nov. 2022	14:15	15:45	Ü35 - 03097	GW-Studienbüro Philosophie TESTDOZENT
5 Mon, 21. Nov. 2022	14:15	15:45	Ü35 - 03097	GW-Studienbüro Philosophie TESTDOZENT
6 Mon, 28. Nov. 2022	14:15	15:45	Ü35 - 03097	GW-Studienbüro Philosophie TESTDOZENT
7 Mon, 5. Dec. 2022	14:15	15:45	Ü35 - 03097	GW-Studienbüro Philosophie TESTDOZENT
8 Mon, 12. Dec. 2022	14:15	15:45	Ü35 - 03097	GW-Studienbüro Philosophie TESTDOZENT
9 Mon, 19. Dec. 2022	14:15	15:45	Ü35 - 03097	GW-Studienbüro Philosophie TESTDOZENT
10 Mon, 9. Jan. 2023	14:15	15:45	Ü35 - 03097	GW-Studienbüro Philosophie TESTDOZENT
11 Mon, 16. Jan. 2023	14:15	15:45	Ü35 - 03097	GW-Studienbüro Philosophie TESTDOZENT
12 Mon, 23. Jan. 2023	14:15	15:45	Ü35 - 03097	GW-Studienbüro Philosophie TESTDOZENT
13 Mon, 30. Jan. 2023	14:15	15:45	Ü35 - 03097	GW-Studienbüro Philosophie TESTDOZENT

Name: GW-Studienbüro Philosophie TESTDOZENT on: 03.01.2023 on: 14:49

55-01.231.314 Why Be Moral? (P)

Course offering details

Registration completed. Current registrations: 17

Course descriptions Participants Messages

Class session overview				
1	2	3	4	5
6	7	8	9	10

Click on the course title (A). Scroll down until you get to 'Appointments' (B). Check whether the dates and times correct (C). If corrections are needed, please contact the student's office philosophie@uni-hamburg.de. Scroll back up (D) and click on 'course descriptions' (E).

► Modules
► **Courses**
► Exams
► Room search
► Substitution
► Contact form
► Applications

Name: GW-Studienbüro Philosophie TESTDOZENT on: 03.01.2023 on: 14:49

Course descriptions for "Why Be Moral? (P)"

Editing view

Close Print preview Save

Language: German

Comments/contents
Learning objectives
Didactic concept
Literature
Additional examination information

A Entry categories

K.A. Bitte wenden Sie sich an die Lehrperson.

There are five categories in which you can enter course descriptions (A):

- (i) comments/contents, (ii) learning objectives, (iii) didactic concept, (iv) literature and (v) *additional examination information*.
 - Entries under (i) **comments/contents** and (iv) **literature** are mandatory.
 - Entries under (v) **additional examination information** are optional.
- There are four entry options for each category: *German, German Mobile, English, English Mobile*.
 - Entries **must** only be made for *Language: German*.

A Comments/contents

B Language: German

C Save your entry

Click on the category 'comments/contents' (A), enter the course description in the field 'Language: German' (B) and format it as you wish. Save your entry by clicking on the 'Save' button (C). Then go to other categories, e.g. 'literature' and repeat the procedure (D). Repeat for each course (E).

D Choose another category and repeat

E Repeat for each course

E Repeat for each course

The screenshot shows a web interface for editing course descriptions. On the left, a sidebar menu has 'Courses' highlighted. The main area is titled 'Course descriptions for "Why Be Moral? (P)"' and is in 'Editing view'. At the top right, there are buttons for 'Close', 'Print preview', and 'Save'. A callout 'D Close' points to the 'Close' button. A callout 'C Save' points to the 'Save' button. In the center, there is a text editor with a toolbar and a language dropdown set to 'German'. The text in the editor is under the heading 'Studienleistungen:' and includes a bulleted list. A callout 'B Make additions if necessary' points to the text 'successful completion of 2 out of 5 exercise sheets'. On the left side of the editor, there is a field labeled 'Additional examination information' with a callout 'A Additional examination information' pointing to it.

Under 'Additional examination information' (A) you can add further requirements ('Studienleistungen') in the field 'Language German', e.g. if you already know now that you want to demand study achievements that go beyond the requirements indicated here. Please add these as the penultimate item (B). Save your entries (C) and close the editing view (D). Click on 'Courses' and repeat the procedure just described for each of your courses (E).

Note 1: If a course is an introductory lecture + tutorial, it appears in the list in 3 versions: as a lecture (final digit: 00X), as an introductory lecture + tutorial ('Einführungsvorlesung + Tutorium', final digit: 10X), and as a Studium Generale course (final digit: 80X). In this case, the entry must be made for each version of the course.

Note 2: If a course is a lecture, it may appear in the list in 2 versions: as a lecture (final digit: 00X), or as a Studium Generale course (final digit: 80X). In this case, the entry must be made for both versions of the course.

Completion: If the entries have been made in all versions of all courses, then please inform the student's office (philosophie@uni-hamburg.de) by email, together with any need for correction regarding the dates.

A Teaching

UHH > STiNE - Das Studieninfonetz

Startpage Scheduler Messages Application **Teaching** Account Course catalogue FAQ Service Contact

Deutsch log out

Modules
Courses
Exams
Room search
Substitution
Contact form
Applications

Name: GW-Studienbüro Philosophie TESTDOZENT on: 28.12.2022 on: 10:23

B Courses

UHH > STiNE - Das Studieninfonetz

Startpage Scheduler Messages Application **Courses** Teaching Account Course catalogue FAQ Service Contact

Modules
Courses
Exams
Room search
Substitution
Contact form
Applications

Name: GW-Studienbüro Philosophie TESTDOZENT on: 28.12.2022 on: 10:23

Courses of GW-Studienbüro Philosophie TESTDOZENT

Semester selection

Choose a semester

Semester: WiSe 22/23 Refresh

C Semester selection

You can make materials available to your students on STiNE, e.g. the semester schedule or the weekly readings. To do this, first click on 'Teaching' (A), then on 'Courses' (B), and then select the relevant semester (C). After clicking on the title of the course in question (D) you will land on the start page of your course.

D Course title

Events				
Name	Time period	Credits	Location	
55-01.231.314 Why Be Moral? (P)	Mon, 17. Oct. 2022 - Mon, 30. Jan. 2023	3,0	Hamburg	

55-01.231.314 Why Be Moral? (P)

UHH > STiNE - Das Studieninfonetz

Startpage Scheduler Messages Application **Courses** Teaching Account Course catalogue FAQ Service Contact

Modules
Courses
Exams
Room search
Substitution
Contact form
Applications

Name: GW-Studienbüro Philosophie TESTDOZENT on: 03.01.2023 on: 14:49

55-01.231.314 Why Be Moral? (P)

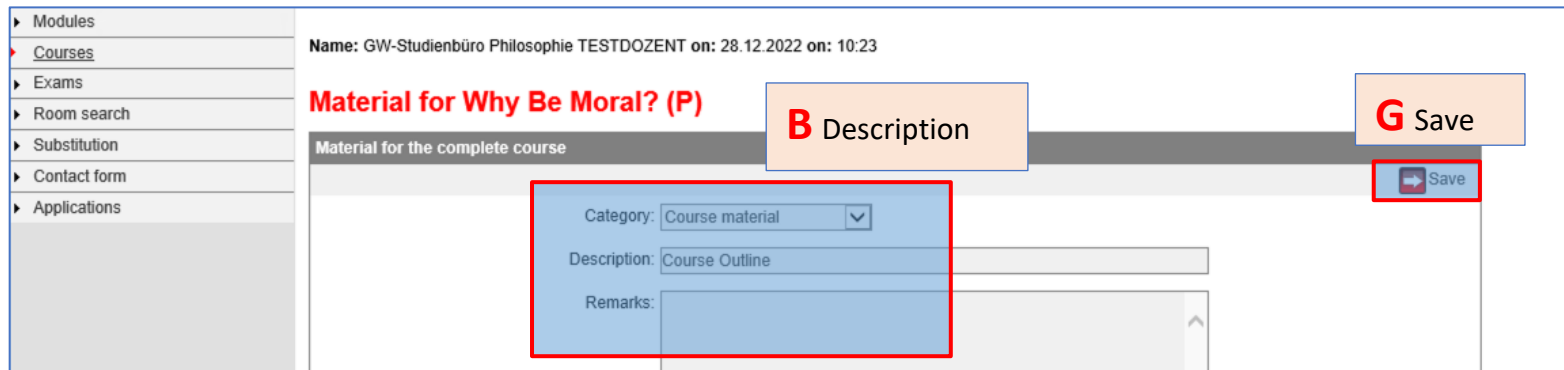
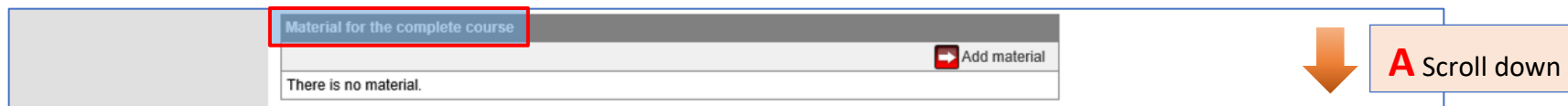
Course offering details

Registration completed. Current registrations: 17 Confirmed: 14

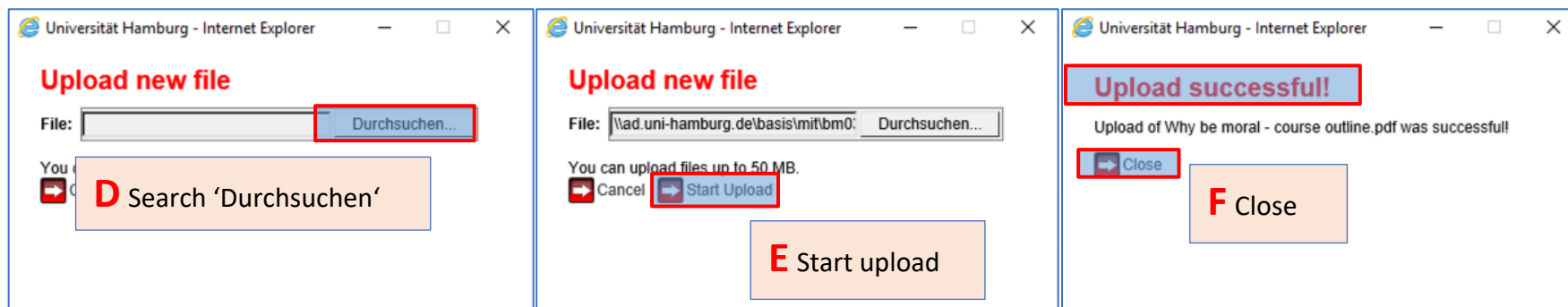
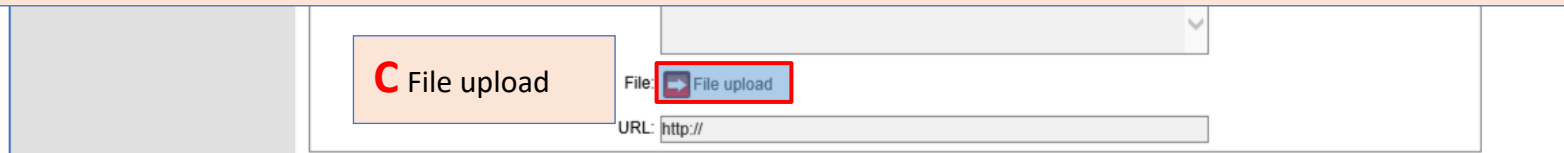
Class session overview

1	2	3	4	5
6	7	8	9	10

Course descriptions Participants Messages



First, scroll down until you reach 'Material for the complete course' (A). Fill out 'Category', 'Description', and if necessary 'Remarks' (B). To upload a file, click on 'file upload' (C) and search the relevant file on your computer by clicking on 'Durchsuchen' (D). After selecting the file, click on 'Start upload' (E). When you see that the upload was successful, click on 'close' (F) and save your entry (G).



If there are changes in the semester schedule at short notice, e.g., due to illness, you can contact all participants of your course via STiNE mail. To do so, repeat the procedure on page 8 to get to the start page of your course.

Course offering details
Registration completed. Current registrations: 17 Confirmed: 14

A Messages

Class session overview				
1	2	3	4	5
6	7	8	9	10

New Message

C Select addressees

Send to all participants Send to all instructors

D Write message

Subject: Cancellation of today's seminar

Text: Dear participants, unfortunately, today's seminar has to be cancelled. Thank you for your understanding. Kind regards, TESTDOZENT

E Send

F Close

Message is sent!

Click on 'Messages' (A) and select 'New Message' (B). A new window called 'New Message' will open. Check 'Send to all participants' and 'Send to all instructors' (C). Now you can write the subject and the text to the message (D). After that, you can send the message (E). You will receive a confirmation that the message has been sent and can now close the field (F).